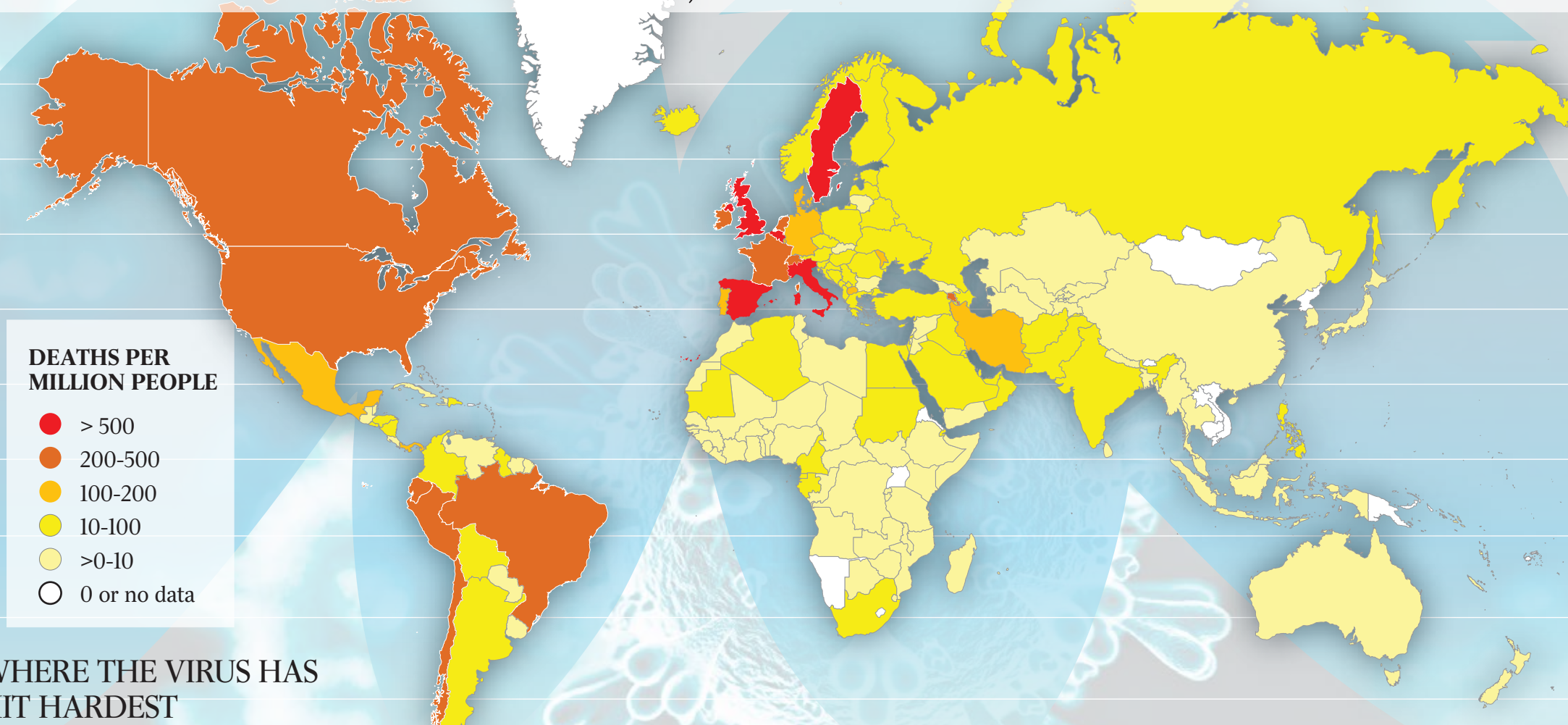


WORLDWIDE COVID-19 SNAPSHOT, SIX MONTHS ON



DEATHS PER MILLION PEOPLE

- > 500
- 200-500
- 100-200
- 10-100
- >0-10
- 0 or no data

WHERE THE VIRUS HAS HIT HARDEST

CASES		
1	US	2,411,413
2	BRAZIL	1,188,631
3	RUSSIA	613,148
4	INDIA	473,105
5	UK	309,455
6	PERU	268,602
7	CHILE	259,064
8	SPAIN	247,486
9	ITALY	239,706
10	IRAN	215,096
11	FRANCE	197,885
12	MEXICO	196,847
13	GERMANY	193,371
14	PAKISTAN	193,115
15	TURKEY	192,970
16	SAUDI ARABIA	170,639
17	BANGLADESH	126,606
18	SOUTH AFRICA	118,375
19	CANADA	104,087
20	QATAR	91,838

CASES PER MILLION PEOPLE		
1	QATAR	31,876.5
2	SAN MARINO	20,571.2
3	VATICAN	14,981.3
4	BAHRAIN	14,152.2
5	CHILE	13,552.1
6	ANDORRA	11,065.8
7	KUWAIT	10,019.3
8	PERU	8,146.4
9	ARMENIA	7,589.0
10	SINGAPORE	7,304.9
11	US	7,285.2
12	OMAN	6,834.6
13	LUXEMBOURG	6,631.2
14	PANAMA	6,496.3
15	BELARUS	6,390.1
16	SWEDEN	6,326.2
17	BRAZIL	5,592.0
18	ICELAND	5,362.7
19	SPAIN	5,293.3
20	BELGIUM	5,263.9

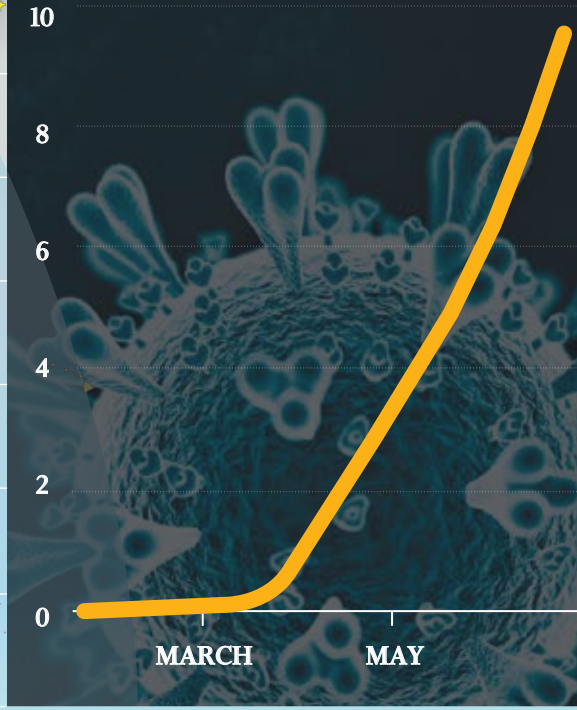
DEATHS		
1	US	122,482
2	BRAZIL	53,830
3	UK	43,314
4	ITALY	34,678
5	FRANCE	29,755
6	SPAIN	28,330
7	MEXICO	24,324
8	INDIA	14,894
9	IRAN	10,130
10	BELGIUM	9,726
11	GERMANY	8,940
12	PERU	8,761
13	RUSSIA	8,594
14	CANADA	8,544
15	NETHERLANDS	6,119
16	SWEDEN	5,230
17	TURKEY	5,046
18	CHILE	4,903
19	CHINA	4,641
20	ECUADOR	4,343

DEATHS PER MILLION PEOPLE		
1	SAN MARINO	1,237.8
2	BELGIUM	839.2
3	ANDORRA	673.0
4	UK	638.0
5	SPAIN	605.9
6	ITALY	573.6
7	SWEDEN	517.9
8	FRANCE	455.9
9	US	370.0
10	NETHERLANDS	357.1
11	IRELAND	349.8
12	PERU	265.7
13	CHILE	256.5
14	BRAZIL	253.2
15	ECUADOR	246.2
16	CANADA	226.4
17	SWITZERLAND	226.2
18	MEXICO	188.7
19	LUXEMBOURG	175.7
20	PORTUGAL	151.9

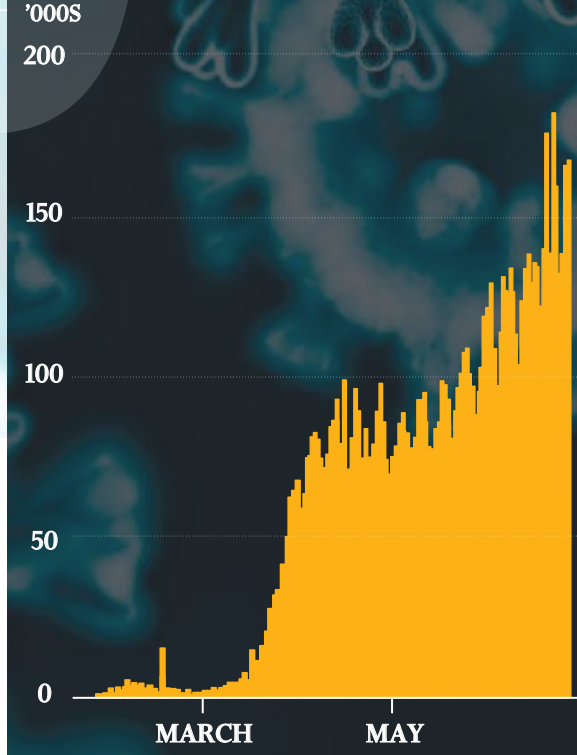
- EUROPE
- ASIA
- NORTH AMERICA
- SOUTH AMERICA
- AFRICA
- OCEANIA

TOLL CLOSES ON 10 MILLION

CONFIRMED CASES MILLIONS



DAILY CASES '000S



Source: Johns Hopkins University